


Dong-Ah Geological Engineering Co., Ltd.

2017. 3Q

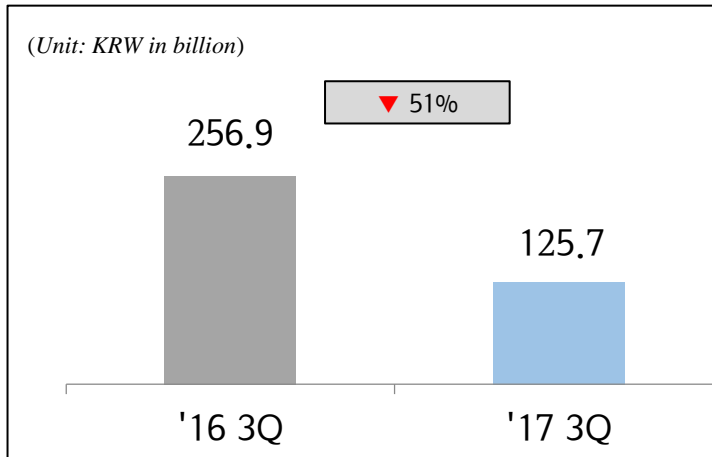




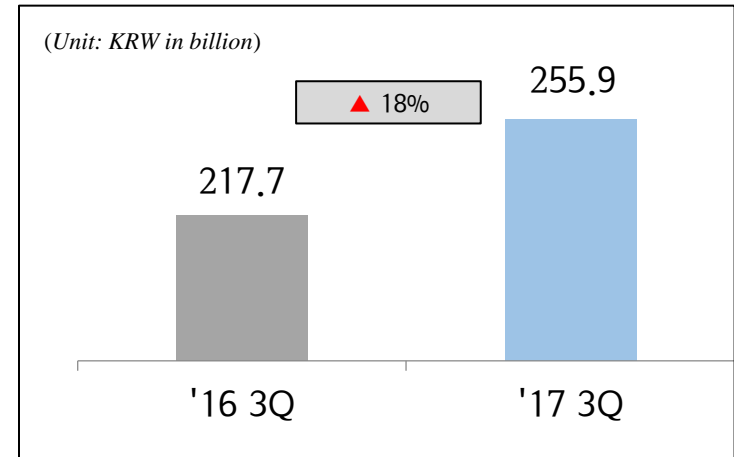
Contents

- 1 **2017 3Q RESULTS**
- 2 **NEW ORDERS & CONTRACTS BALANCE**
- 3 **FINANCIAL STATEMENTS**

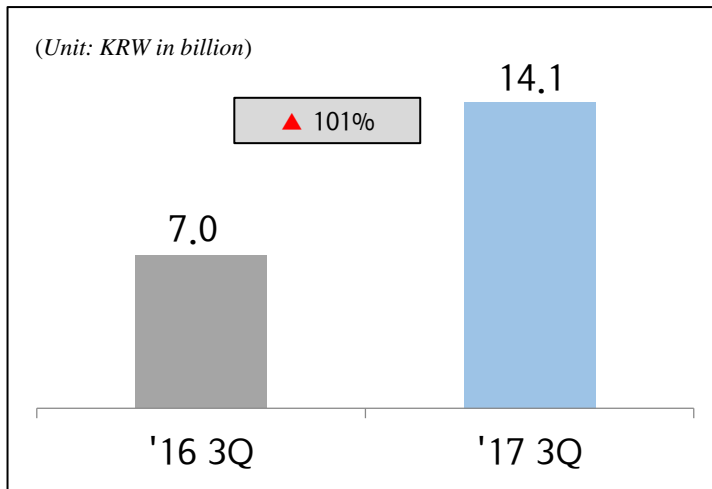
■ NEW ORDERS



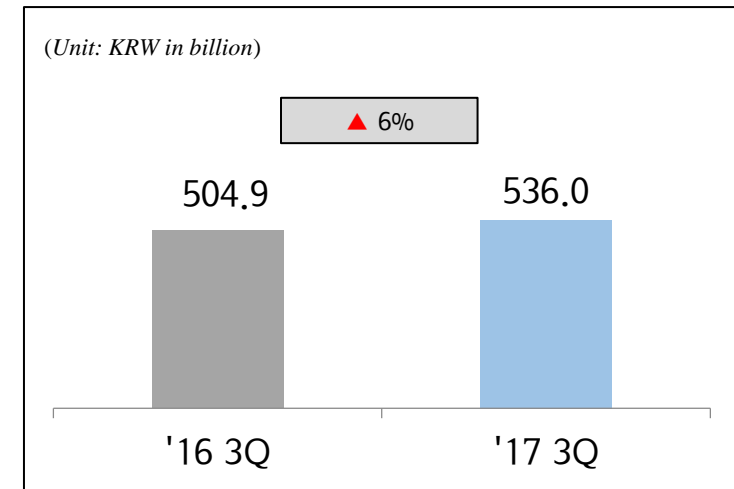
■ SALES



■ OPERATING PROFIT



■ CONTRACTS BALANCE



NEW ORDERS

(Unit: KRW in billion)

DIVISION	2015	2016	2017 3Q
DOMESTIC	141	263	131
OVERSEAS	142	260	(5)
TOTAL	283	523	126

CONTRACTS BALANCE

(Unit: KRW in billion)

DIVISION	2015	2016	2017 3Q
DOMESTIC	220	301	324
OVERSEAS	247	365	212
TOTAL	467	666	536

DIVISION	2015	2016	2017 3Q
TBM	160	(29)	50
Ground Improvement	56	310	23
Others	67	242	53
TOTAL	283	523	126

DIVISION	2015	2016	2017 3Q
TBM	314	144	129
Ground Improvement	63	258	154
Others	90	264	253
TOTAL	467	666	536

(Unit: KRW in billion, except per share)

ACCOUNT	2015	2016	2017 3Q
TOTAL ASSETS	259	299	293
CURRENT ASSETS	177	208	216
NON-CURRENT ASSETS	82	91	77
TOTAL LIABILITIES	121	149	137
CURRENT LIABILITIES	114	142	135
NON-CURRENT LIABILITIES	7	7	2
TOTAL EQUITY	138	149	156
SHARE CAPITAL	5.7	5.7	5.7
DEBT RATIO	87 %	100%	88%
SALES	297	323	256
OPERATING PROFIT	4.0	12.5	14.1
NET INCOME	4.5	11.4	11.9
EARNINGS PER SHARE	₩ 404	₩ 1,007	₩ 1,053

2020
Go together
Get Tomorrow

<http://www.dage.co.kr>

